

RHB BIG CAP CHINA ENTERPRISE FUND

APRIL 2025 FUND FACTSHEET

All data expressed as at 31 March 2025
unless otherwise stated



FUND INFORMATION

Manager

RHB Asset Management Sdn Bhd

External Investment Manager

RHB Asset Management Pte Ltd,
Singapore

Trustee

HSBC (Malaysia) Trustee Berhad

Fund Category/Type

Equity Fund/ Growth

Launch Date

03 December 2007

Base Currency

USD

Financial Year End

31 December

Minimum Initial Investment

RM100.00

Minimum Additional Investment

RM100.00

Benchmark

90% MSCI China Index (USD) + 10% RHB
Bank Berhad's 12-month fixed deposit
rate

Sales Charge*

Up to 5.00% of investment amount

Redemption Charge*

None

Annual Management Fee*

1.80% per annum of NAV

Annual Trustee Fee*

Up to 0.08% per annum of NAV

Distribution Policy

Incidental

Bloomberg Ticker

RM OSKBCC:MK

ISIN Code

RM MYU990AJ001

*All fees and charges payable to the Manager and the Trustee are subject to any applicable taxes and/or duties and at such rate as may be imposed by the government from time to time.

Note: Any bank charges imposed by the relevant banks/ financial institutions will be borne by the Unit Holders.

FUND OVERVIEW

This Fund aims to achieve long-term[^] capital appreciation through investments in securities of companies with high growth potential.

Note:[^]"long-term" in this context refers to a period of between 5 to 7 years.

The Fund's asset allocation is as follows:

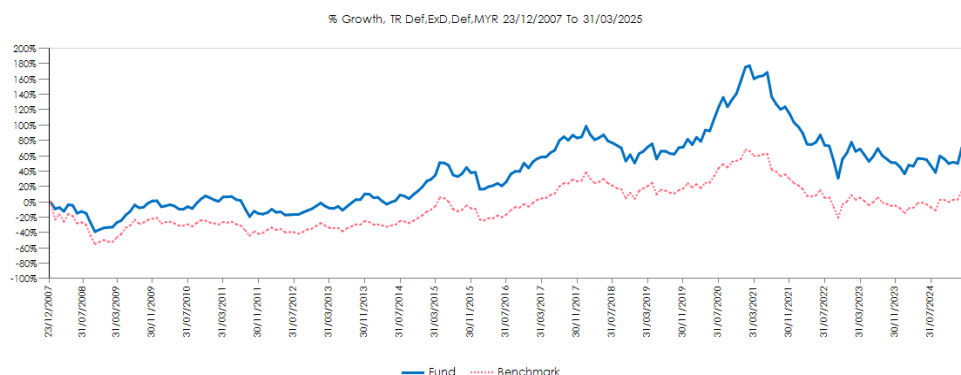
- Minimum 70% of Net Asset Value (NAV): Investments in equities and equity-linked securities issued by companies whose businesses are in China and are listed on the China markets and/or other markets;
- the balance of NAV: Investments in liquid assets including money market instruments and deposits.

The Fund is suitable for investors who:

- Wish to participate in the potential of the fast growing China economy; and
- are willing to accept higher risk in their investments in order to achieve long-term capital growth.

FUND PERFORMANCE

Performance Chart Since Launch In Base Currency¹



Benchmark: Effective 30 September 2023, the benchmark has been replaced from MSCI China Index (RM) to 90% MSCI China Index (USD) and 10% RHB Bank Berhad's 12-month fixed deposit rate to reflect the revised asset allocation of the Fund.

Cumulative Performance In Base Currency (%)¹

	1 Month	3 Months	6 Months	YTD	1 Year	3 Years	Since Launch
Fund	1.65	14.24	8.52	14.24	18.42	-1.04	73.36
Benchmark	1.27	12.49	12.52	12.49	25.15	7.19	15.57

Annualised Performance In Base Currency (%)¹

	3 Years	5 Years	10 Years	Since Launch
Fund	-0.35	-0.62	2.54	3.23
Benchmark	2.34	-0.40	2.04	0.84

Calendar Year Performance In Base Currency (%)¹

	2024	2023	2022	2021	2020
Fund	4.37	-11.24	-19.46	-21.05	41.93
Benchmark	12.02	-8.83	-19.21	-20.04	25.20

HISTORICAL DISTRIBUTIONS (YEARLY)

	Net Distributions (Sen)	Net Yield (%)
Total for Financial Year Ended 2024	N/A	N/A
23 December 2020	5.0000	6.58
20 December 2017	7.0000	10.28
28 December 2016	5.0000	8.90
16 December 2015	5.2600	7.81



RHB BIG CAP CHINA ENTERPRISE FUND

APRIL 2025 FUND FACTSHEET

All data expressed as at 31 March 2025
unless otherwise stated

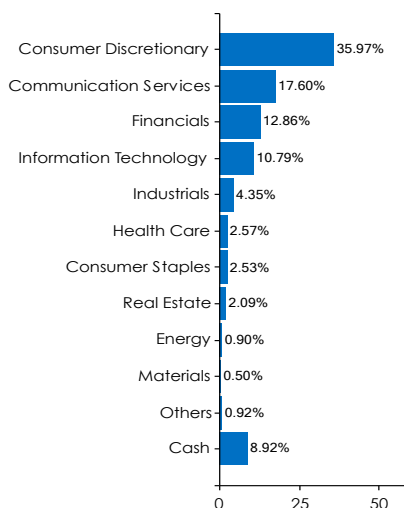


FUND PORTFOLIO ANALYSIS			
	1 Month	12 Months	Since Launch
Highest NAV	0.6293	0.6293	1.0784
Lowest NAV	0.5817	0.4565	0.2720
NAV Per Unit	RM 0.5828		
Fund Size (Million)	RM 877.12		
Units in Circulation (Million)	1,505.14		

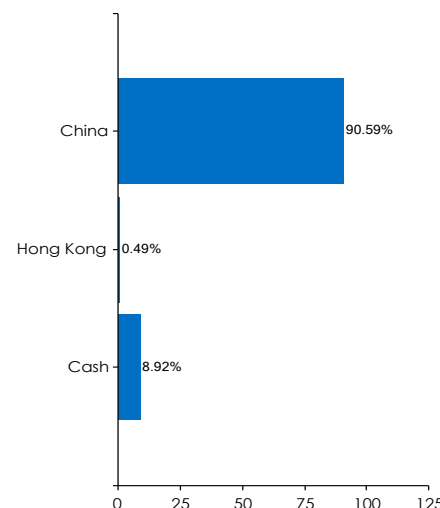
TOP 5 HOLDINGS ²

ALIBABA GROUP HOLDING LTD	13.27%
TENCENT HOLDINGS LTD	11.99%
MEITUAN	5.66%
XIAOMI CORP	5.27%
JD.COM INC	4.61%

SECTOR ALLOCATION ²



COUNTRY ALLOCATION ²



¹Source: Lipper IM. Past performance is not indicative of future performance. Investment involves risks and investor should conduct their own assessment before investing and seek professional advice, where necessary.

²As percentage of NAV.

DISCLAIMER

Based on the fund's portfolio returns as at 10 March 2025, the Volatility Factor (VF) for this fund is 25.1 and is classified as "Very High" (source: Lipper). "Very High" includes funds with VF that are more than 16.4 (source: Lipper). The VF means there is a possibility for the fund in generating an upside return or downside return around this VF. The Volatility Class (VC) is assigned by Lipper based on quintile ranks of VF for qualified funds. VF is subject to monthly revision. The fund's portfolio may have changed since this date and there is no guarantee that the fund will continue to have the same VF or VC in the future. Presently, only funds launched in the market for at least 36 months will display the VF and its VC.

A Product Highlights Sheet ("PHS") highlighting the key features and risks of the Fund is available and investors have the right to request for a PHS. Investors are advised to obtain, read and understand the contents of the PHS and Prospectus dated 30 September 2023 and its supplementary(ies) (if any) ("collectively known as the Prospectus") before investing. The Prospectus has been registered with the Securities Commission Malaysia ("SC") who takes no responsibility for its contents. The SC's approval or authorization, or the registration of the Prospectus should not be taken to indicate that the SC has recommended or endorsed the fund. Amongst others, investors should consider the fees and charges involved. Investors should also note that the price of units and distributions payable, if any, may go down as well as up. Where a distribution is declared, investors are advised that following the issue of additional units/distribution, the NAV per unit will be reduced from cum-distribution NAV to ex-distribution NAV. Any issue of units to which the Prospectus relates will only be made on receipt of a form of application referred to in the Prospectus. For more details, please call 1-800-88-3175 for a copy of the PHS and the Prospectus or collect one from any of our branches or authorised distributors. Investors are advised that investments are subject to investment risk and that there can be no guarantee that any investment objectives will be achieved. Investors should conduct their own assessment before investing and seek professional advice, where necessary and should not make an investment decision solely based on this Fund Factsheet.

The Manager wishes to highlight the specific risks of the Fund are restrictive geographical market, equities investment risks such as market risk and particular security risk and foreign investments risks such as country risk and currency risk. These risks and other general risks are elaborated in the Prospectus.

This Fund Factsheet is prepared for information purposes only. It does not have regard to the specific investment objectives, financial situation and the particular needs of any specific person who may receive it. Past performance is not necessarily a guide to future performance. Returns may vary from year to year.

This Fund Factsheet has not been reviewed by the SC.



RHB Asset Management Sdn Bhd 198801007231 (174588-X)